

Scaled data based on original data using  
LM-79-08 Approved Method: Electrical and Photometric Measurements of Solid-  
State Lighting Products

Test Report Prepared for  
Cooper Lighting Solutions  
(formerly Eaton)

Brand: McGRAW-EDISON

Report Number: P200267

Luminaire Tested: **GPC-AF-01-LED-E1-SL2-7050-600-HSS**

Issue Date: 3/3/2020

**Test Information**

Test Method: LM-79-08  
Report Number: P200267  
TEST IS SCALED FROM IESNA LM-79-08 TEST DATA (P24287)  
Test Lab: INNOVATION CENTER P2  
Issue Date: 3/3/2020  
Manufacturer: COOPER LIGHTING SOLUTIONS (FORMERLY EATON)  
Product Line: MCGRAW-EDISON  
Catalog Number: GPC-AF-01-LED-E1-SL2-7050-600-HSS  
Description: GALLEON PEDESTRIAN LUMINAIRE  
(1) 70 CRI, 5000K, 615mA LIGHTSQUARE WITH 16 LEDS EACH AND TYPE II SPILL  
LIGHT ELIMINATOR OPTICS WITH HOUSE SIDE SHIELD  
Light Source: -  
Ballast/Driver: ELECTRONIC DRIVER

**Summary**

Lumens per Lamp: N/A  
Luminaire Lumens: 3469 lumens  
Efficiency: N/A  
Efficacy: 102.0 lumens/watt  
Luminous Opening: Rectangular (W 0.5' x L: 0.5' x H: 0')  
IES Classification: Type II - Short - Semi-Cutoff  
BUG Rating: B1 - U0 - G1

Input Watts (W): 34  
Input Voltage (V): NR  
Input Current (Ain): NR  
Voltage Rise (V): NR  
Power Factor: NR  
Total Harmonic Distortion (THDi): NR  
Frequency (hertz): 60  
Stabilization Time: NR  
Operation Time: NR  
Ambient Temperature (°C): NR  
Test Distance: 25 FT

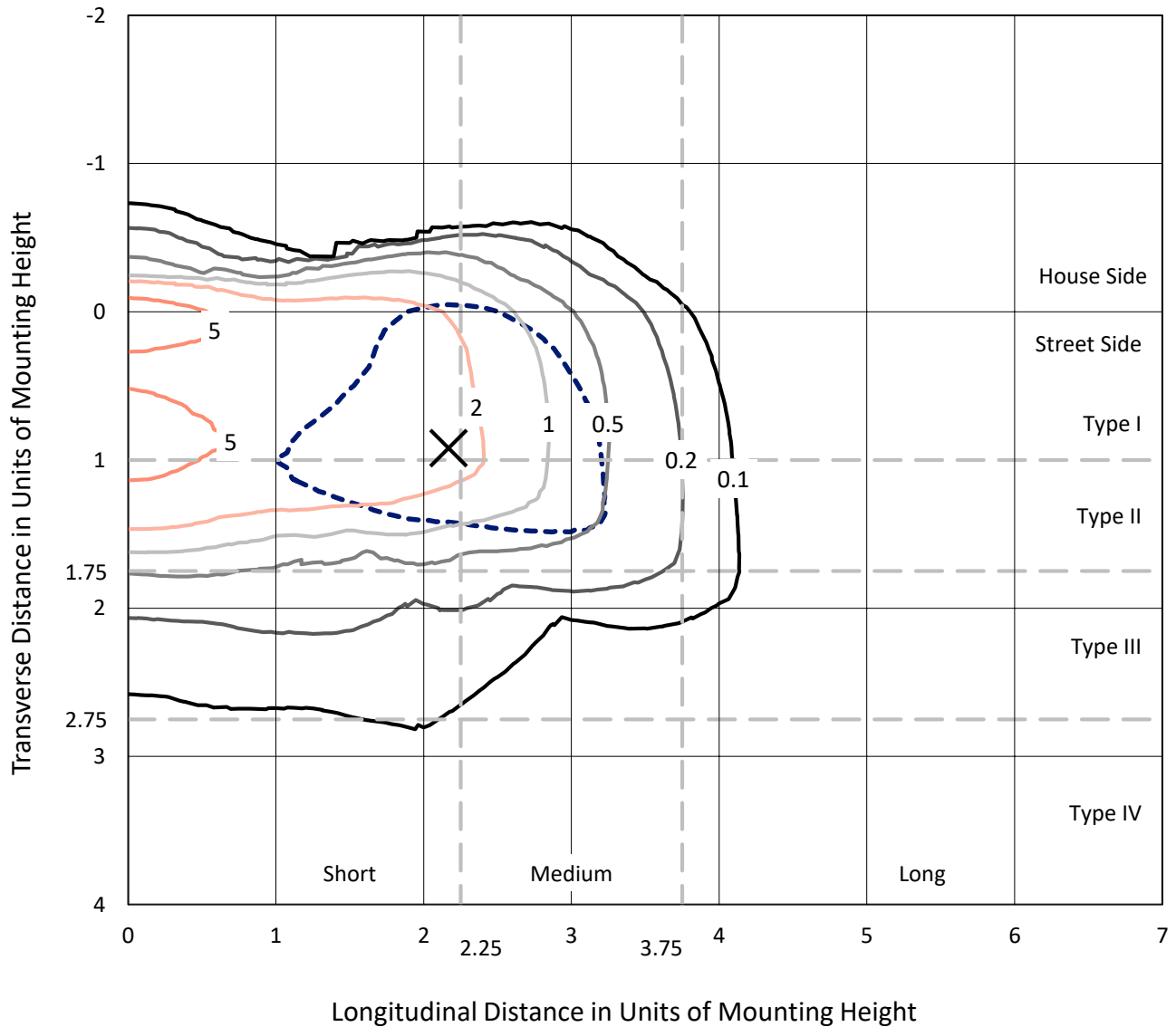


REPORT NUMBER: P200267

CATALOG NUMBER: GPC-AF-01-LED-E1-SL2-7050-600-HSS

### Iso-Footcandle Lines of Horizontal Illumination

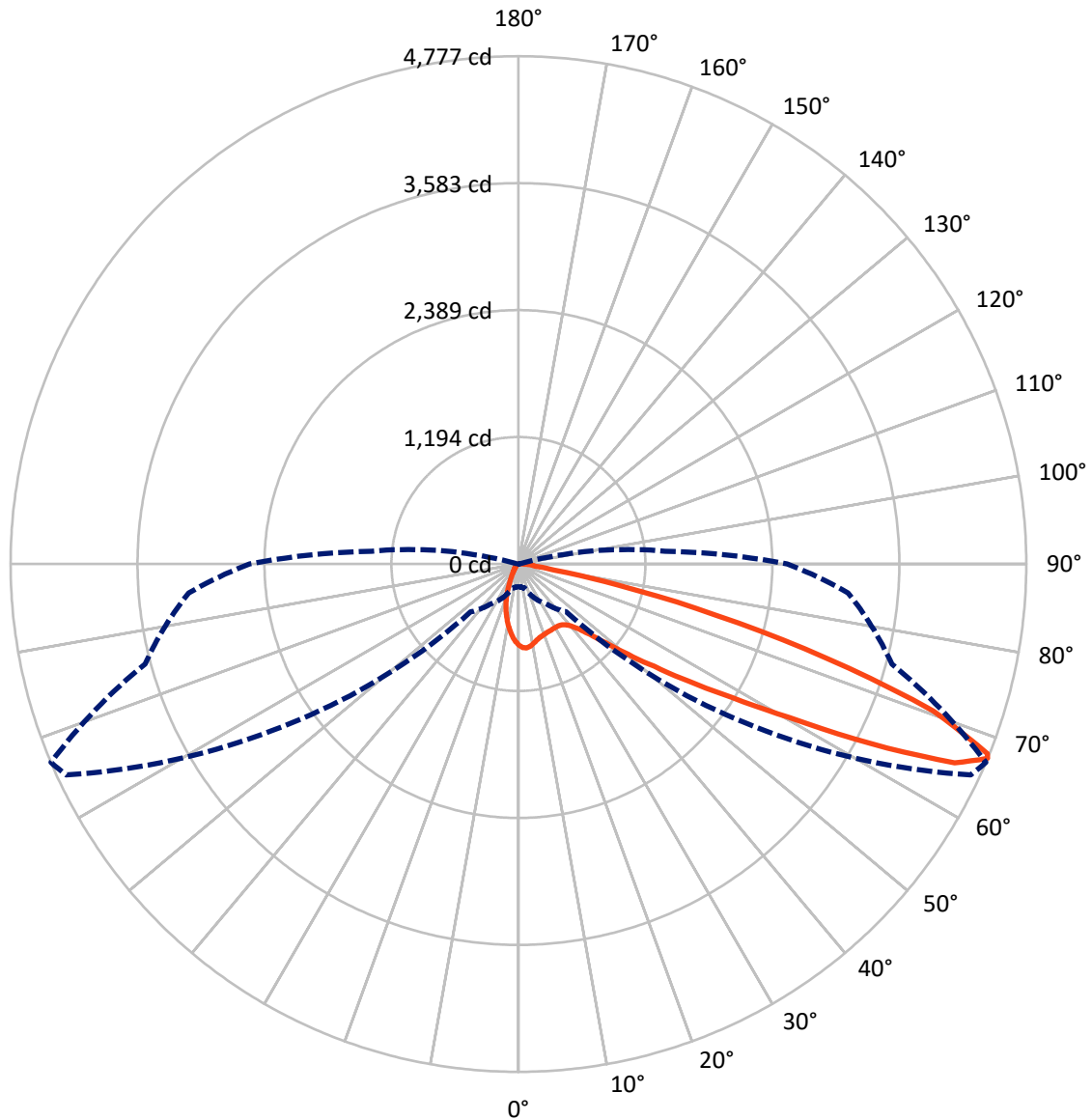
✕ Max cd  
 - - - 1/2 Max cd



Based on 10 foot mounting height. Maximum calculated value = 7.6 fc  
 Type II - Short - Semi-Cutoff

REPORT NUMBER: P200267  
CATALOG NUMBER: GPC-AF-01-LED-E1-SL2-7050-600-HSS

### Luminous Intensity Polar Plot



— Vertical Plane Through 67-Deg Lateral    - - - Horizontal Cone Through 67-Deg Vertical

REPORT NUMBER: P200267

CATALOG NUMBER: GPC-AF-01-LED-E1-SL2-7050-600-HSS

**FLUX DISTRIBUTION:**

		Downward	Upward	Total
<b>House Side</b>	Lumens	360.2	0.0	360.2
	% Fixture	10.4	0.0	10.4
<b>Street Side</b>	Lumens	3108.8	0.0	3108.8
	% Fixture	89.6	0.0	89.6
<b>Total</b>	Lumens	3469.0	0.0	3469.0
	% Fixture	100.0	0.0	100.0

**Coefficient of Utilization**

**ZONAL LUMENS:**

Zone	Lumens	% Fixture
0°-10°	62.3	1.8
10°-20°	132.5	3.8
20°-30°	192.6	5.6
30°-40°	300.5	8.7
40°-50°	532.3	15.3
50°-60°	842.4	24.3
60°-70°	964.8	27.8
70°-80°	400.2	11.5
80°-90°	41.3	1.2
90°-100°	0.0	0.0
100°-110°	0.0	0.0
110°-120°	0.0	0.0
120°-130°	0.0	0.0
130°-140°	0.0	0.0
140°-150°	0.0	0.0
150°-160°	0.0	0.0
160°-170°	0.0	0.0
170°-180°	0.0	0.0
0°-90°	3469.0	100.0
0°-180°	3469.0	100.0



REPORT NUMBER: P200267

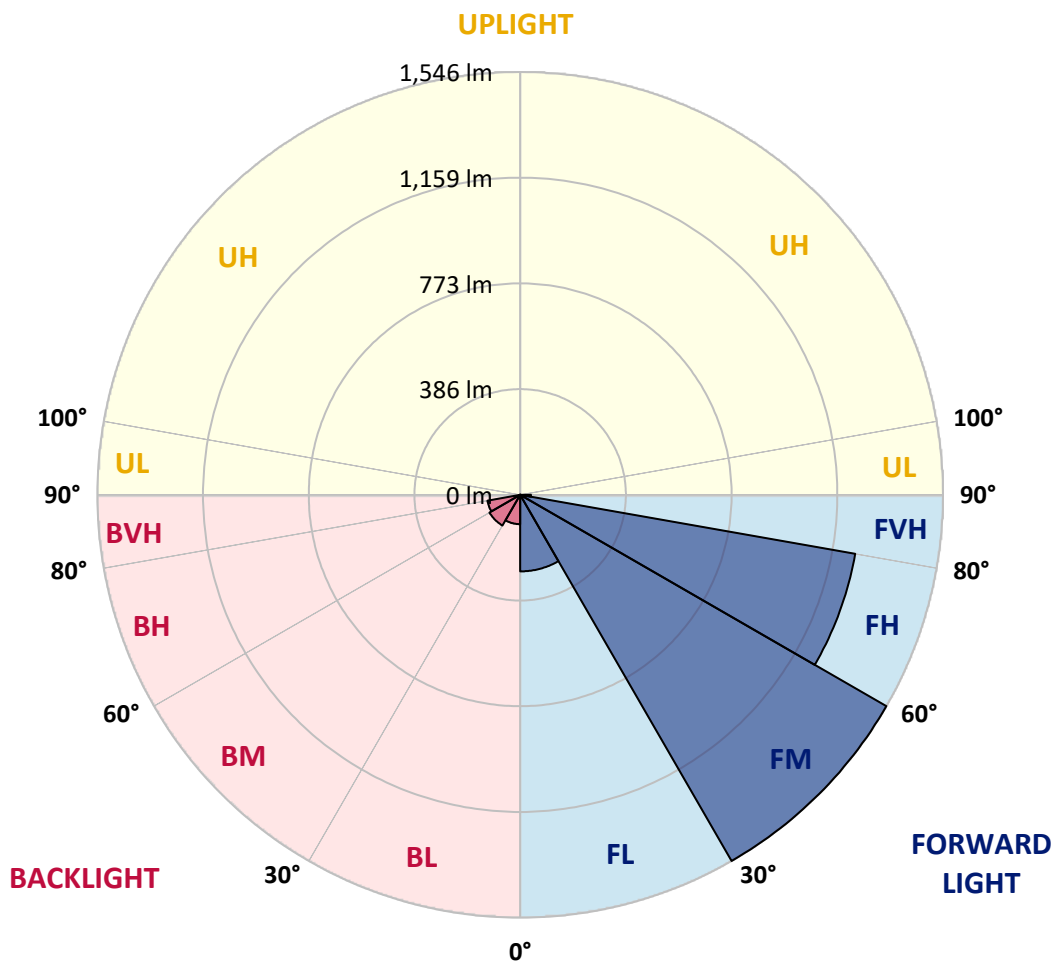
CATALOG NUMBER: GPC-AF-01-LED-E1-SL2-7050-600-HSS

**LUMINAIRE CLASSIFICATION SYSTEM LUMEN TABLE AND BUG RATING:**

Zone	Lumens	% Fixture	Zone Rating/Lumen Limit		
			B	U	G
FL (0°-30°)	279.9	8.1			
FM (30°-60°)	1545.8	44.6			
FH (60°-80°)	1243.6	35.9			G1/1800
FVH (80°-90°)	39.5	1.1			G1/100
BL (0°-30°)	107.5	3.1	B0/110		
BM (30°-60°)	129.5	3.7	B0/220		
BH (60°-80°)	121.4	3.5	B1/500		G1/500
BVH (80°-90°)	1.9	0.1			G0/10
UL (90°-100°)	0.0	0.0		U0/0	
UH (100°-180°)	0.0	0.0		U0/0	

**BUG Rating: B1-U0-G1**

Type II Short





REPORT NUMBER: P200267

CATALOG NUMBER: GPC-AF-01-LED-E1-SL2-7050-600-HSS

**CANDELA DISTRIBUTION (FULL):**

	0°	5°	15°	25°	35°	45°	55°	65°	67°	75°	85°
0°	765.0	765.0	765.0	765.0	765.0	765.0	765.0	765.0	765.0	765.0	765.0
2.5°	790.9	792.6	792.4	793.6	796.4	796.6	793.8	788.3	787.1	780.0	767.7
5°	729.4	734.1	736.9	748.5	761.4	777.0	788.7	793.0	792.4	787.3	768.7
7.5°	659.2	663.9	667.1	680.7	697.9	724.6	755.1	780.2	782.4	787.9	767.9
10°	612.5	613.3	617.7	630.7	648.7	676.0	712.4	756.3	763.0	783.1	765.9
12.5°	574.0	574.6	580.5	594.5	613.7	641.2	679.5	730.2	740.6	777.0	765.4
15°	546.7	548.9	554.2	568.8	589.2	616.5	655.8	711.0	723.4	774.8	769.1
17.5°	537.6	540.0	541.7	552.2	570.8	597.5	637.8	698.5	712.4	776.0	776.2
20°	547.1	548.9	545.3	547.9	559.5	583.3	622.6	687.7	704.3	777.4	785.3
22.5°	582.5	583.3	573.4	561.9	559.9	573.0	610.7	679.3	697.1	781.2	796.0
25°	643.2	641.8	625.6	600.7	577.3	571.2	603.6	674.0	693.4	785.3	807.1
27.5°	716.5	718.5	696.2	660.0	615.3	583.3	602.6	671.8	691.8	788.1	816.8
30°	805.5	808.3	782.8	737.3	673.2	613.3	611.9	671.4	690.8	786.3	817.7
32.5°	896.4	899.8	879.8	832.8	750.5	663.5	632.9	675.8	692.8	780.0	813.0
35°	991.5	996.3	983.0	942.7	855.3	735.9	669.9	689.4	702.3	779.4	808.3
37.5°	1122.8	1127.2	1102.1	1059.4	982.2	833.0	729.4	714.9	724.8	789.1	809.6
40°	1318.8	1318.2	1253.5	1188.1	1121.6	956.5	813.0	761.0	766.1	818.5	824.5
42.5°	1532.5	1531.5	1435.8	1336.4	1276.4	1108.4	922.9	840.7	837.3	872.5	863.4
45°	1697.2	1697.0	1618.9	1507.0	1462.7	1282.8	1064.9	951.6	946.3	960.3	935.0
47.5°	1767.4	1768.6	1729.4	1650.7	1669.3	1518.8	1244.0	1112.3	1104.4	1098.7	1060.3
50°	1712.8	1715.2	1718.5	1703.1	1820.8	1835.8	1484.2	1338.7	1334.8	1309.5	1249.4
52.5°	1534.3	1546.7	1584.7	1633.5	1873.5	2140.1	1860.7	1619.9	1599.3	1572.4	1506.2
55°	1233.7	1247.2	1319.5	1437.8	1795.1	2340.0	2388.4	1982.5	1948.1	1867.8	1772.3
57.5°	816.4	837.5	942.3	1092.8	1567.7	2372.2	2914.9	2485.7	2365.9	2146.0	2038.4
60°	449.8	470.0	583.7	720.1	1132.3	2213.2	3269.0	3140.9	2929.3	2457.0	2361.5
62.5°	277.0	287.9	371.9	498.8	679.0	1746.8	3342.2	3964.2	3719.2	2857.4	2751.8
65°	220.5	225.2	266.3	407.7	486.8	1039.0	3105.7	4591.9	4510.1	3342.2	3101.2
67°	214.1	215.9	235.3	350.0	458.9	637.0	2601.9	4694.1	4777.0	3635.6	3112.2
67.5°	215.5	217.5	235.9	334.1	458.1	585.4	2428.3	4653.8	4758.6	3658.9	3063.8
70°	207.8	214.1	270.1	333.9	435.6	486.4	1454.2	4032.2	4141.3	3399.7	2599.6
72.5°	73.7	74.1	116.7	270.1	473.7	491.7	730.2	2956.0	3036.7	2600.7	1874.3
75°	43.7	37.2	38.8	76.9	452.6	477.5	421.3	1888.8	1919.0	1490.2	949.2
77.5°	30.1	26.3	27.1	34.0	172.4	470.8	334.7	985.0	952.8	522.6	202.1
80°	17.2	15.2	16.2	29.7	62.7	439.3	315.6	399.4	340.5	88.6	55.8
82.5°	9.1	7.7	9.3	24.5	43.7	273.8	316.3	193.0	153.0	29.9	38.0
85°	3.2	2.6	4.5	16.8	29.1	84.0	293.2	162.3	127.5	14.6	28.9
87.5°	0.6	0.6	1.8	6.9	11.7	25.7	173.4	96.3	64.5	8.7	19.8
90°	0.0	0.0	0.0	0.0	0.0	0.0	0.0	0.0	0.0	0.0	0.0



REPORT NUMBER: P200267

CATALOG NUMBER: GPC-AF-01-LED-E1-SL2-7050-600-HSS

**CANDELA DISTRIBUTION (continued):**

	90°	95°	105°	115°	125°	135°	145°	155°	165°	175°	180°
0°	765.0	765.0	765.0	765.0	765.0	765.0	765.0	765.0	765.0	765.0	765.0
2.5°	762.6	753.9	742.2	727.8	710.8	695.8	684.7	673.2	670.8	666.7	666.1
5°	757.6	742.6	713.4	680.1	644.4	612.3	586.2	562.9	552.6	543.7	542.7
7.5°	750.1	727.6	678.0	624.2	568.6	518.0	475.1	444.7	416.8	403.5	401.4
10°	741.4	709.2	638.2	563.5	486.6	415.2	351.5	298.0	265.7	246.4	244.0
12.5°	733.3	691.2	597.5	500.6	398.4	302.9	221.0	170.0	136.0	122.2	120.6
15°	729.4	676.6	559.5	436.2	306.1	192.8	120.8	93.5	82.4	79.1	78.9
17.5°	729.0	664.3	522.2	369.7	214.5	112.1	78.7	71.8	69.6	68.8	68.8
20°	728.8	652.5	485.0	300.7	136.2	74.7	65.6	63.9	62.3	61.3	61.3
22.5°	731.0	642.0	446.2	230.3	85.8	60.5	57.7	56.0	54.0	52.6	52.4
25°	733.3	633.9	406.5	163.9	62.1	52.6	49.8	47.5	44.7	42.9	42.7
27.5°	733.7	623.8	364.0	109.7	52.0	45.9	42.3	38.8	35.6	33.8	33.6
30°	727.6	606.8	316.9	74.1	45.9	39.9	35.0	31.4	28.3	26.9	26.9
32.5°	715.7	585.8	265.1	55.8	40.9	34.2	28.9	25.5	23.5	22.9	22.7
35°	704.9	563.1	211.8	47.3	36.6	28.9	23.7	21.4	20.2	20.0	19.8
37.5°	698.7	544.9	161.9	42.9	32.6	24.3	20.0	18.4	17.8	17.4	17.6
40°	703.5	529.7	119.6	39.3	28.5	20.2	17.0	16.2	15.6	15.4	15.4
42.5°	724.8	527.1	88.8	36.0	24.7	16.8	14.8	14.2	13.8	13.6	13.8
45°	780.6	543.3	69.0	33.0	20.8	14.2	12.5	12.3	12.1	12.1	12.1
47.5°	864.6	576.7	57.5	29.5	17.4	12.1	10.9	10.7	10.5	10.7	10.7
50°	1006.8	637.8	51.4	26.1	14.4	10.3	9.3	9.3	9.3	9.3	9.5
52.5°	1223.1	758.0	47.3	22.7	11.7	8.7	7.9	7.9	8.1	8.1	8.3
55°	1464.1	917.4	43.7	19.2	9.9	7.3	6.5	6.7	6.9	7.1	7.1
57.5°	1725.5	1094.0	40.7	15.8	8.5	5.9	5.5	5.7	5.9	6.3	6.3
60°	2041.0	1285.3	36.2	12.3	7.1	4.7	4.2	4.7	5.3	5.7	5.9
62.5°	2387.4	1470.2	30.6	9.7	5.9	3.6	3.4	4.2	5.1	5.5	5.7
65°	2624.1	1528.3	23.5	7.9	4.5	2.6	2.8	3.8	4.9	5.5	5.5
67°	2528.2	1385.6	19.2	6.7	3.6	2.0	2.6	3.8	4.9	5.3	5.5
67.5°	2461.7	1329.8	18.4	6.5	3.4	2.0	2.6	3.8	4.9	5.5	5.5
70°	2003.0	998.9	15.4	4.9	2.8	1.8	2.2	3.6	4.7	5.3	5.3
72.5°	1391.7	615.9	13.8	3.4	2.4	1.6	2.0	3.4	4.5	5.1	5.3
75°	661.6	223.0	11.7	2.6	2.2	1.4	1.8	3.4	4.5	5.1	5.1
77.5°	135.0	51.8	9.5	2.2	1.8	1.4	1.6	3.2	4.2	4.9	4.9
80°	44.3	20.0	7.1	2.0	1.8	1.4	1.6	3.0	4.2	4.7	4.9
82.5°	32.0	10.1	4.7	2.0	1.8	1.4	1.4	3.0	4.0	4.7	4.7
85°	24.5	7.1	3.0	2.0	1.8	1.4	1.4	2.8	3.8	4.5	4.5
87.5°	16.2	2.8	2.4	2.0	1.8	1.4	1.4	2.8	3.6	4.2	4.5
90°	0.0	0.0	0.0	0.0	0.0	0.0	0.0	0.0	0.0	0.0	0.0

(END OF REPORT)